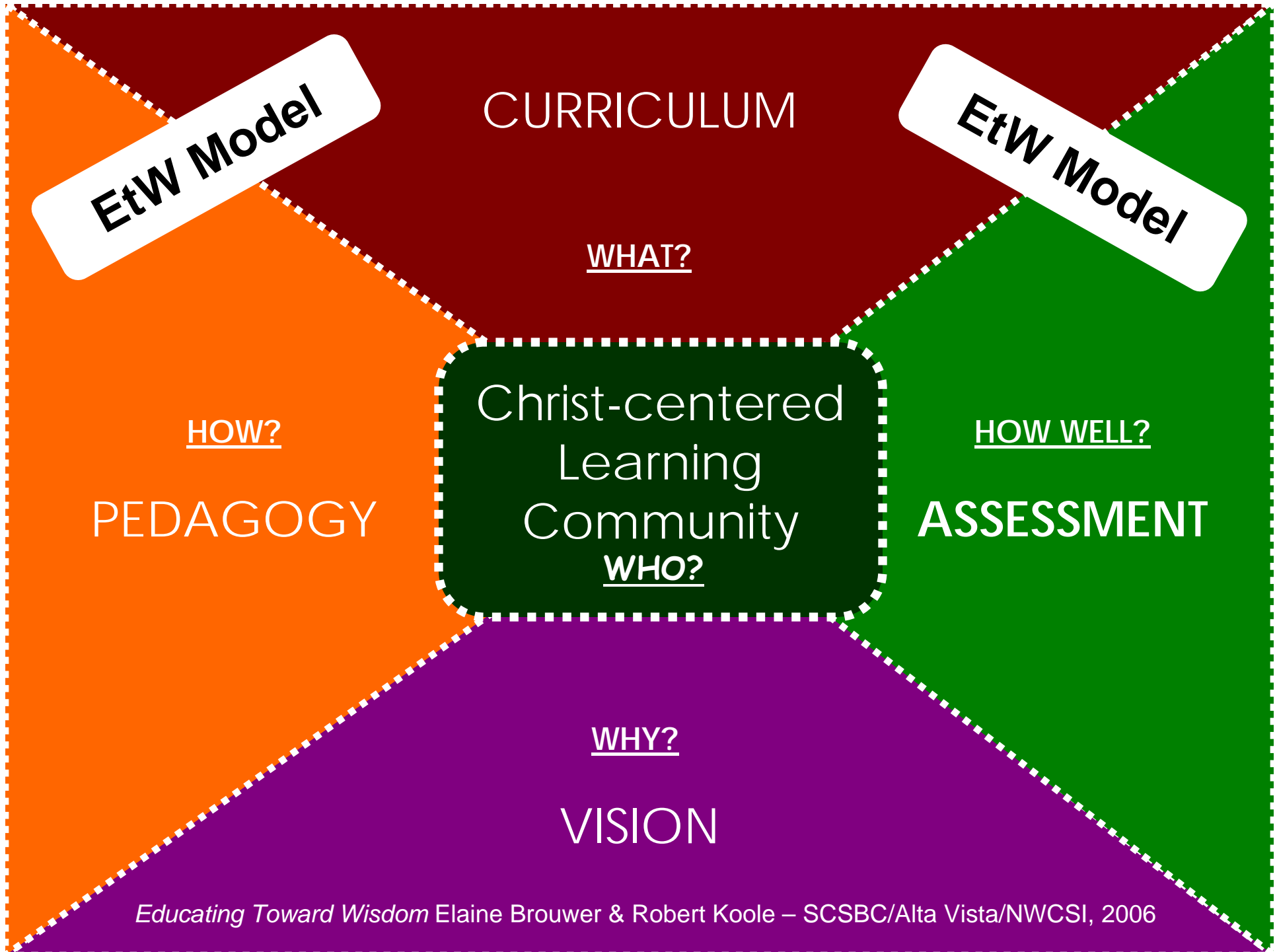




Educating toward Wisdom

User Guide

Elaine Brouwer and Robert Koole, 2006
a collaborative project of Alta Vista/NWCSI and SCSBC,



Educating toward Wisdom

Five Sections:

Community

Vision

Curriculum

Pedagogy

Assessment

Each Section Contains:

Guiding Questions

Feature Articles

Activities

Resource Articles

Resource List

How to Use **Educating toward Wisdom**

Educating toward Wisdom is designed to be adapted at the school and classroom level on the basis of local school's mission. It does not prescribe a particular outcome but seeks to enable administrators and teachers to

- move forward in shaping their learning community,
- renew or refine their vision,
- ensure depth of understanding in their curriculum,
- strive to enrich their pedagogy,
- re-think and enhance their assessment.

We hope that *Educating Toward Wisdom* fosters rich dialogue among colleagues and honest self-reflection. Our personal experience as Christian educators verifies Parker Palmer's testimony:

“If we want to grow in our practice, we have two primary places to go:

- **to the inner ground from which good teaching comes and**
- **to the community of fellow teachers from which we can learn more about ourselves and our craft.”**

“The growth of any craft depends on shared practice and honest dialogue among the people who do it.”

(The courage to teach, p. 141 and p. 144)

Routes to Pro-D

School-wide or program-wide process:

The focus of pro-d is based on collective priorities for the school or for a program within the school

Personally-guided:

Staff members select areas for further development based on their own interests and needs

Peer Collaboration:

Staff work in 2s or 3s on a particular topic of common interest or shared need

Workshops: pro-d consists of 'training' sessions related to teaching strategies, innovative programs, etc.,

Action Research: staff engage in research on questions that arise in their own teaching; formulate question, gather and interpret data, and use findings to improve instruction.

Designing School-based Pro-D

- Choose a Focus
 - Choose Content
- Choose an Audience
 - Choose a Route
 - Create a Climate

Designing School-based Pro-D

Choose a Focus

- ➡ Learning community
- ➡ Vision
- ➡ Curriculum
- ➡ Pedagogy
- ➡ Assessment

Choose an Audience

- ➡ Staff
- ➡ Leadership Team
- ➡ Board
- ➡ Education Committee
- ➡ Parents
- ➡ Students

Designing School-based Pro-D

Choose a Route

- ➡ Staff meetings
- ➡ Pro-D workshops
- ➡ Critical Friends Groups
- ➡ Learning Teams
- ➡ Focus groups
- ➡ Surveys

Choose Content

- ➡ Guiding questions to frame discussions
- ➡ Feature articles for in depth study
- ➡ Activities for school-based professional development
- ➡ Resource articles and recommended resources for further study

Create a Climate

- ➡ Build a collaborative culture
- ➡ Focus on student learning
- ➡ Establish group norms
- ➡ Monitor team work and
- ➡ Celebrate progress

For example:

1. use a **guiding question** for a **Chalk Talk**



What things help a learning
community thrive?

Use with:

Staff

Students

Board

Leadership
team

Ed com

Parents

2. Use an **activity**

to stimulate **reflection and discussion**

Exploring beliefs about assessment

The purpose
of assessment
is to **measure**
student
performance



The purpose
of assessment
is to **improve**
student
performance

Prepare one or two arguments to defend your response

3. Use a **text-based protocol** to discuss a **Feature Article**

*Christian Schooling:
telling a worldview story*

Dia+logue = “the word
between us”



The Final Word

Use with:

Staff

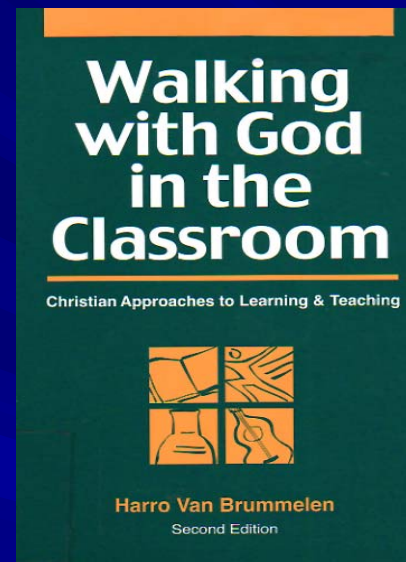
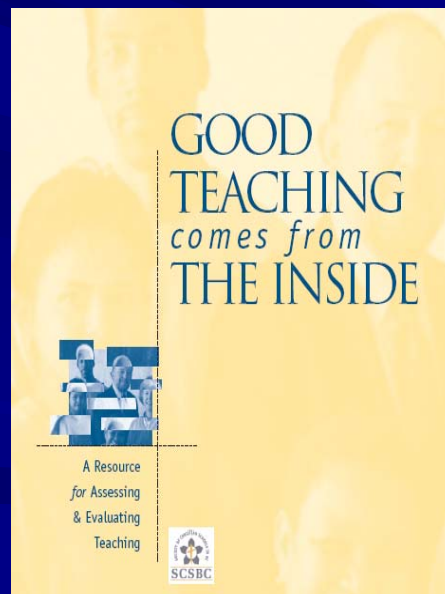

Board

Admin team

Ed com

4. Use a **Resource Article** or **Recommended Resource**

“Assessment OF, FOR, and AS Learning”



to prepare **for in-depth work**

Other features of EtW that may be of use to you:

➤ **Quotes on wisdom in the Introduction**

“Wisdom” is the biblical term for on-earth-as-it-is-in-heaven living. Wisdom is the art of living skillfully in whatever actual conditions we find ourselves. . . .

E. Peterson

➤ **Sidebar quotes and questions**

How can we help young people explore their God-given *neighborhoodedness*?

“ . . . opening a learning space requires more skill and more authority than filling it up . . . ”

Palmer

Questions for Reflection

- * is our pro-d increasing the staff's collective capacity to achieve the school's vision and goals?
- * is our school's approach to pro-d challenging staff members to act in new ways?
- * is our school's approach to pro-d focusing on improved learning?
- * is our school's approach to pro-d demonstrating a sustained commitment to achieve important goals?

adapted from R. DuFour, 2004. "The best staff development is in the workplace, not in a workshop." *Journal of Staff Development* 25:2 p.63-64